

February 2024 Financial Update



JUNE 2023 - FEBRUARY 2024, 3RD QUARTER, UNAUDITED

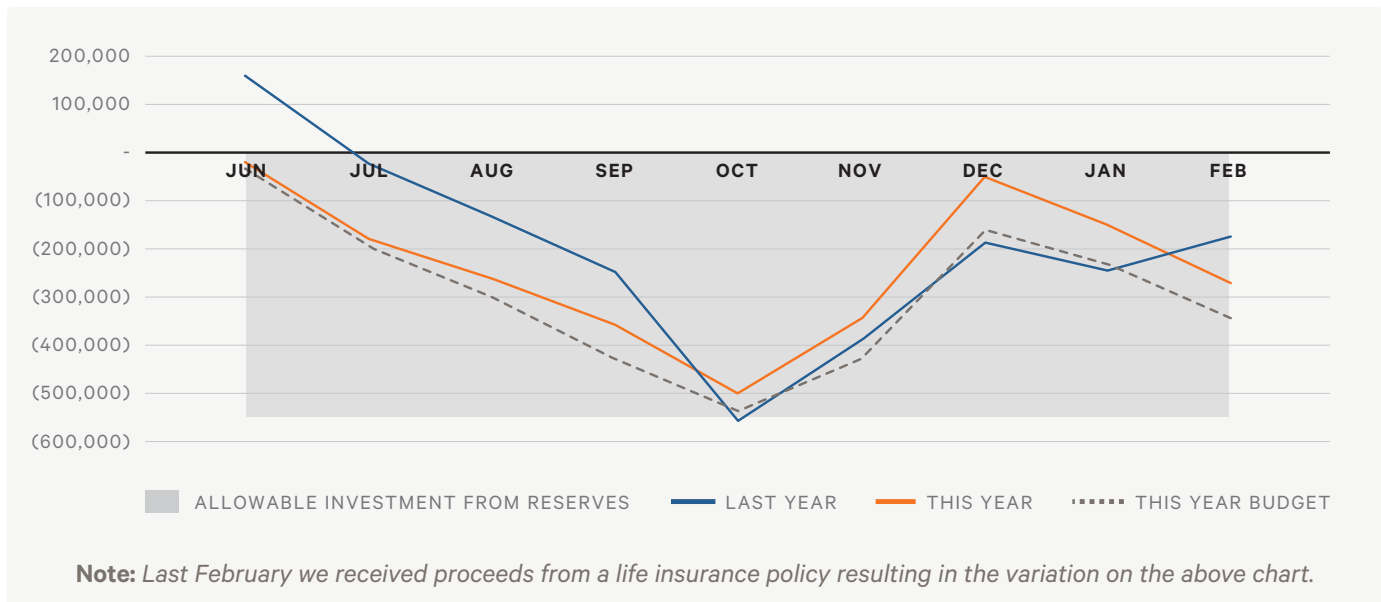
We are thankful to God and to our donors that we continue to be in a healthy financial position. As a result, our Board of Directors has authorized us to invest \$540K of our accumulated reserves to further support our strategic initiatives for this fiscal year. This investment will show up as a year-to-date deficit in our results as the revenues were received in a previous year.

Net Results (\$USD)

Q3 Ended	February 29, 2024	February 28, 2023
Revenue:	\$ 7,779,985	\$ 7,809,701
Expenses:	\$ 8,048,106	\$ 7,981,268
Net:	\$ (268,121)	\$ (171,567)

In addition to the net results shown here, our global workers and ministry projects have deployed \$419K of their restricted reserves which are held separately on our balance sheet. Combined, these projects have \$3.3M of reserves.

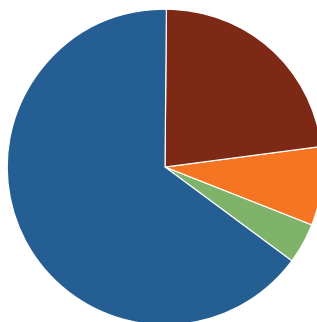
Cumulative Net Results By Month



How Your Gifts Were Put to Work

Cross-Cultural Mission Activities | 65%

- Central & South America | 9%
- East Asia | 5%
- Europe & Central Asia | 14%
- Middle East & North Africa | 4%
- North America | 4%
(Indigenous & Immigrants)
- South Asia | 3%
- Southeast Asia | 14%
- Sub-Saharan Africa | 5%
- Worldwide Initiatives | 7%



23% | North American Church Engagement

- 16% | Facilitating MB Church Partnerships
- 7% | Mission Training Programs
(includes Short-Term Mission programs)

8% | Administration

Finance, IT, Legal & Governance

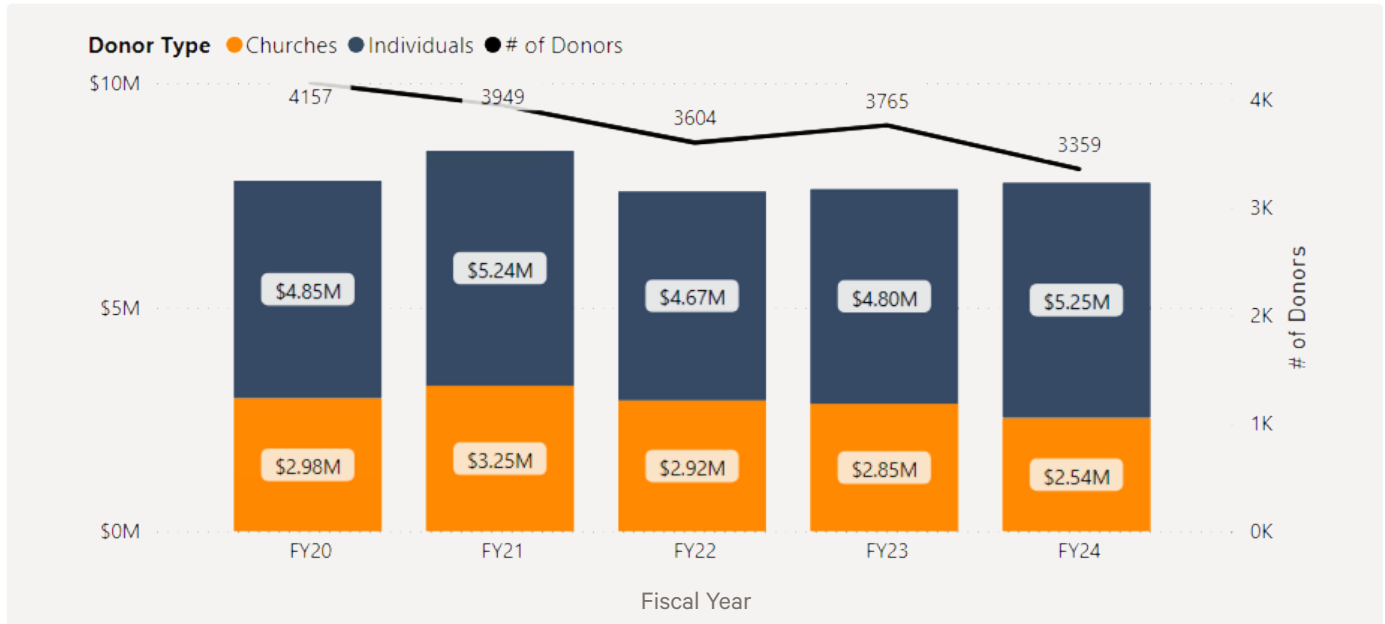
4% | Human Resources

Wellness, Equipping & Long-Term Missionary Training

This financial summary represents the work of Multiply Network funded by US and Canadian churches and donors. For more info, contact our Director of Finance, Jeff Friesen at JeffF@multiply.net

Donations by Churches/Individuals | (\$USD + \$CDN MIXED)

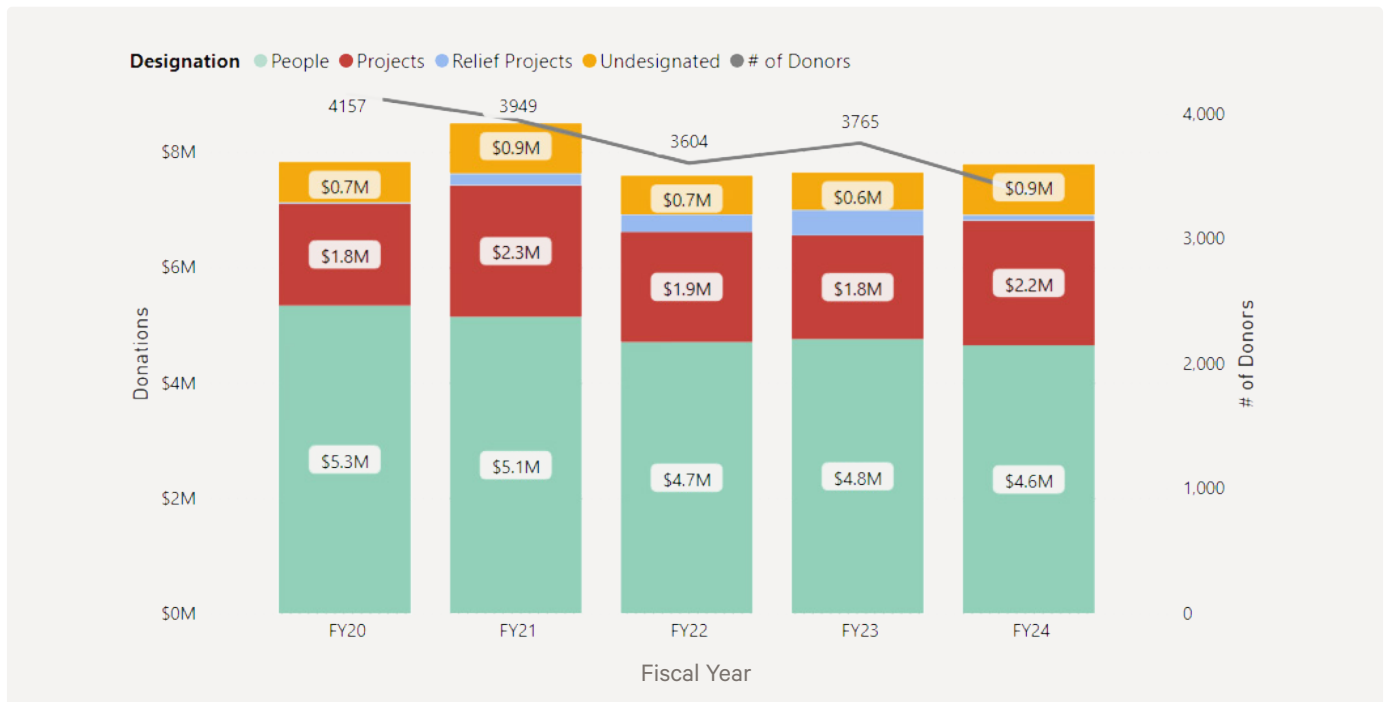
(June-February, excludes Endowment Earnings, Estate Gifts, Government Funding and Mission Training Programs)



Donations by Ministry Designation | (\$USD + \$CDN MIXED)

(June-February, excludes Endowment Earnings, Estate Gifts, Government Funding and Mission Training Programs.

'People' includes Focus Interns)



- > Graphs compare annual donor engagement by only showing Missionary, Project and Undesignated donations
- > Excludes estate giving and funding for short-term/church teams.
- > Currency not converted to USD so that original gift amounts can be compared year-over-year to show trends in donor engagement